

Date of Report 11-11-2023
PRISCA 5.2.0.13

Patient Data			
Name	MRS SANCHITA	Patient ID	012311100076
Birthday	13-08-1994	Sample ID	11806872
Age at Sample date	29.2	Sample Date	10-11-2023
Gestational age	13+5		

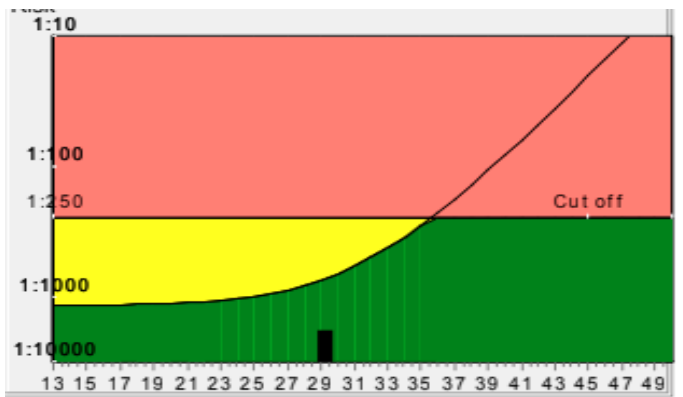
Correction factors			
Fetuses	1	IVF	unknown
Weight in kg	74	Diabetes	NO
Smoker	NO	Origin	Asian
		Previous trisomy 21	unknown
		Pregnancies	unknown

Biochemical Data			Ultrasound Data	
------------------	--	--	-----------------	--

Parameter	Value	Corr Mom		
PAPP-A	4.27 mIU/ml	0.67	Gestational age	13+4
fb-hCG	11.5 ng/ml	0.47	Method	CRL (<>Robinson)
			Scan date	09-11-2023

Risks at sampling date			Ultrasound Data	
Age Risk		1:734	Crown rump length in mm	74.1
Biochemical T21 risk		1:8571	Nuchal translucency MoM	0.70
Combined trisomy 21 risk		<1:10000	Nasal bone	PRESENT
Trisomy 13/18 + NT		<1:10000	Sonographer	DR INDRAJEET
			Qualifications in measuring NT	MD

Risk	Down's Syndrome Risk (Trisomy 21 Screening)
------	---



The calculated risk for Trisomy 21 (with NT) is below the cut off, which represents a low risk.

After the result of the Trisomy 21 test (with NT) it is expected that among 10000 women with the same data, there is one woman with a trisomy 21 pregnancy and 9999 women with not affected pregnancies.


The calculated risk by PRISCA depends on the accuracy of the information provided by the referring physician. Please note that the risk calculations are statistical approaches and have no diagnostic value!


The patient combined risk presumes that NT measurement was done according to accepted guidelines (Prenat Diagn 18:511-523; 1998).

The calculated risk for Trisomy 13/18 (with NT) is <1:10000, which indicates a low risk

The laboratory cannot be hold responsible for their impact on the risk assessment! Calculated risks have no diagnostic values

 Risk Above Cut Off

 Risk above Age Risk

 Risk below Age risk