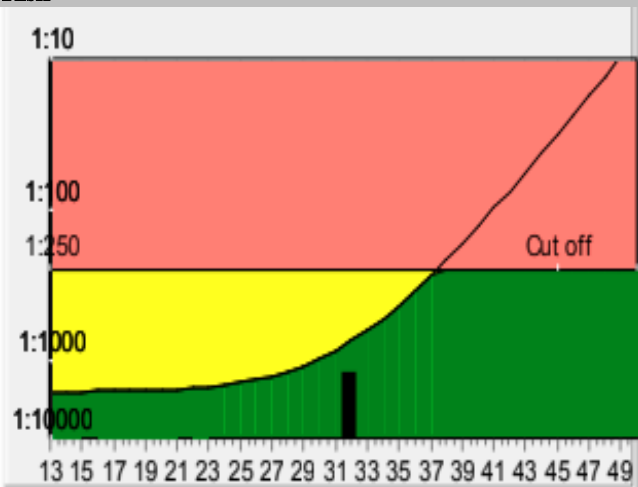




Date of Report 26/7/2023
PRISCA 5.2.0.13

Patient Data					
Name	MRS.SEEMA		Patient ID	102307250008	
Birthday	07/02/1992,		Sample ID	11563756	
Age at delivery	31.8		Sample Date	25/7/2023	
Correction factors					
Fetuses	1	IVF	unknown	Previous trisomy 21	unknown
Weight in kg	44	Diabetes	unknown	Pregnancies	unknown
Smoker	Unknown	Origin	Asian		
Biochemical Data			Risks at sampling date		
Parameter	Value	Corr MoM	Age Risk	1:757	
AFP	63.2 ng/ml	0.77	Biochemical risk for Tr.21	1:1177	
uE3	1.89 ng/ml	1.05	Neural tube defects risk	1:8667	
hCG	29699.7 mIU/ml	1.34	Trisomy 18	<1:10000	
Ultrasound Data			Down's Syndrome Risk (Trisomy 21 Screening)		
WOP	20+0		The calculated risk for Trisomy 21 is below the cut off which indicates a low risk.		
Method	BPD (<>Hadlock)		After the result of the Trisomy 21 test it is expected that among more than 1177 women with the same data, there is one woman with a trisomy 21 pregnancy and 1176 women with not affected pregnancies.		
Risk			The calculated risk by PRISCA depends on the accuracy of the information provided by the referring physician. Please note that the risk calculations are statistical approaches and have no diagnostic value!		
			Trisomy 18		
			The calculated risk for Trisomy 18 is <1:10000, which indicates a low risk		
			Neural Tube Defect (NTD) Screening		
			The corrected MoM for AFP (0.77) is located in the low risk area for neural tube defects.		

The laboratory can not be held responsible for their impact on the risk assessment! Calculated value has no diagnostic value!

 Risk Above Cut Off

 Risk above Age Risk

 Risk below Age risk

