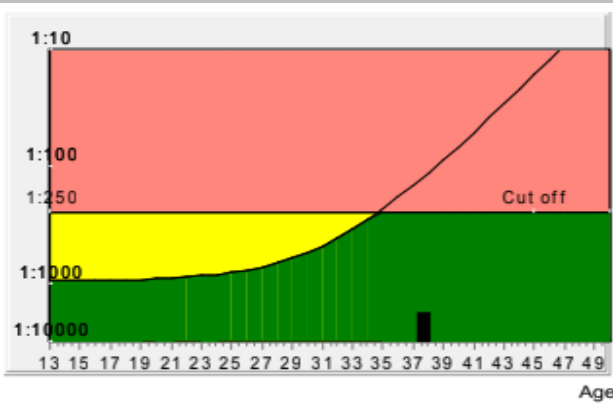




Date of Report 3/7/2023
PRISCA 5.1.0.17

| Patient Data | | | | |
|---|-------------|-------------|--|---------------------|
| Name | MRS. NIDHI | Patient ID | 102307020006 | |
| Birthday | 10/10/1985 | Sample ID | 11563656 | |
| Age at term | 38.1 | Sample Date | 2/7/2023 | |
| Gestational age | | | | |
| Correction factors | | | | |
| Fetuses | 1 | IVF | unknown | Previous trisomy 21 |
| Weight in kg | 56 | Diabetes | NO | Pregnancies |
| Smoker | NO | Origin | Asian | |
| Biochemical Data | | | Ultrasound Data | |
| Parameter | Value | Corr Mom | Gestational age | 8+9 |
| PAPP-A | 1.45 mIU/ml | 1.13 | Method | CRL (<>Robinson) |
| fb-hCG | 32.8 ng/ml | 0.41 | Scan date | 1/7/2023 |
| Risks at sampling date | | | | |
| Age Risk | 1:119 | | | |
| Overall population risk | 1:600 | | | |
| Biochemical T21 risk | 1:8624 | | | |
| Trisomy 13/18 | 1:3114 | | | |
| Risk | | | Down's Syndrome Risk (Trisomy 21 Screening) | |
|  | | | <p>The calculated risk for Trisomy 21 is below the cut off, which represents a low risk.</p> <p>After the result of the Trisomy 21 test it is expected that among 8624 women with the same data, there is one woman with a trisomy 21 pregnancy and 8623 women with not affected pregnancies.</p> <p>The calculated risk by PRISCA depends on the accuracy of the information provided by the referring physician. Please note that the risk calculations are statistical approaches and have no diagnostic value!</p> | |
| <p>Trisomy 13/18</p> <p>The calculated risk for Trisomy 13/18 is 1:3114 , which indicates a low risk</p> | | | <p>The laboratory cannot be hold responsible for their impact on the risk assessment! Calculated risks have no diagnostic values</p> | |

 Risk Above Cut Off

 Risk above Age Risk

 Risk below Age risk