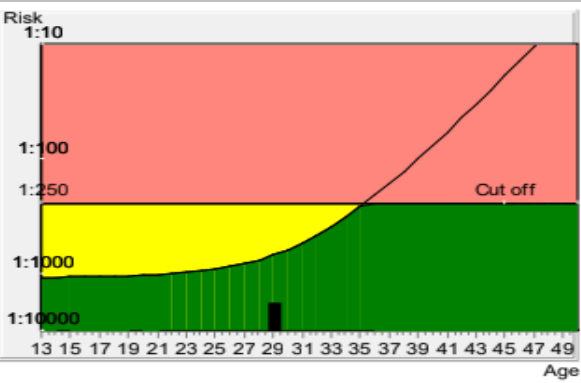




Date of Report 16/10/2022  
PRISCA 5.1.0.17

Patient Data				
Name	MRS. BIMLESH	Patient ID	012210150155	
Birthday	25/8/1993	Sample ID	11582424	
Age at term	29.06	Sample Date	15/10/2022	
Gestational age	11+4			
Correction factors				
Fetuses	1	IVF	unknown	Previous trisomy 21
Weight in kg	50	Diabetes	NO	Pregnancies
Smoker	NO	Origin	Asian	
Biochemical Data			Ultrasound Data	
Parameter	Value	Corr Mom	Gestational age	11+4
PAPP-A	3.1 mIU/ml	0.68	Method	CRL (<>Robinson)
fb-hCG	21.3 ng/ml	0.42	Scan date	15/10/2022
Risks at sampling date			Nuchal translucency	1.4
Age Risk	1:687		Nuchal translucency MoM	1.09
Biochemical T21 risk	<1:10000		Nasal bone	Present
Combined trisomy 21 risk	<1:10000			
Trisomy 13/18 + NT	<1:10000			
Risk			Down's Syndrome Risk (Trisomy 21 Screening)	
			<p>The calculated risk for Trisomy 21 (with NT) is below the cut off, which represents a low risk.</p> <p>After the result of the Trisomy 21 with NT test it is expected that among more than 10000 women with the same data, there is one woman with a trisomy 21 pregnancy and 9999 women with not affected pregnancies.</p> <p>The calculated risk by PRISCA depends on the accuracy of the information provided by the referring physician. Please note that the risk calculations are statistical approaches and have no diagnostic value!</p>	
Trisomy 13/18+NT			The laboratory cannot be held responsible for their impact on the risk assessment! Calculated risks have no diagnostic values	
The calculated risk for Trisomy 13/18 (with NT) is <1:10000, which indicates a low risk				

 Risk Above Cut Off

 Risk above Age Risk

 Risk below Age risk