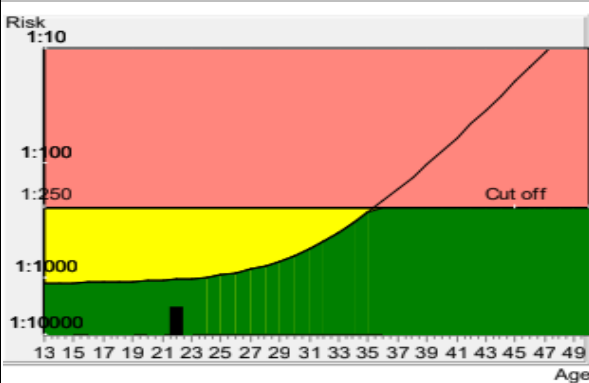




Date of Report 28/8/2022
PRISCA 5.1.0.17

Patient Data				
Name	MRS. PAROMTA	Patient ID	012208270074	
Birthday	23-09-2000	Sample ID	11542102	
Age at term	22.03	Sample Date	27/8/2022	
Gestational age	12+3			
Correction factors				
Fetuses	1 IVF	unknown	Previous trisomy 21	unknown
Weight in kg	78	Diabetes	NO	Pregnancies
Smoker	NO	Origin	Asian	unknown
Biochemical Data			Ultrasound Data	
Parameter	Value	Corr Mom	Gestational age	12+2
PAPP-A	4.5 mIU/ml	1.18	Method	CRL (<>Robinson)
fb-hCG	31.4 ng/ml	0.89	Scan date	26/8/2022
Risks at sampling date			Nuchal translucency	2
Age Risk	1:1053		Nuchal translucency MoM	1.33
Biochemical T21 risk	<1:10000		Nasal bone	Present
Combined trisomy 21 risk	<1:10000			
Trisomy 13/18 + NT	<1:10000			
Risk			Down's Syndrome Risk (Trisomy 21 Screening)	
			<p>The calculated risk for Trisomy 21 (with NT) is below the cut off, which represents a low risk.</p> <p>After the result of the Trisomy 21 with NT test it is expected that among more than 10000 women with the same data, there is one woman with a trisomy 21 pregnancy and 9999 women with not affected pregnancies.</p> <p>The calculated risk by PRISCA depends on the accuracy of the information provided by the referring physician. Please note that the risk calculations are statistical approaches and have no diagnostic value!</p>	
Trisomy 13/18+NT			The laboratory cannot be held responsible for their impact on the risk assessment! Calculated risks have no diagnostic values	
The calculated risk for Trisomy 13/18 (with NT) is <1:10000, which indicates a low risk				

 Risk Above Cut Off

 Risk above Age Risk

 Risk below Age risk