

Date of Report 1/4/2022
PRISCA 5.1.0.17

| Patient Data | | | |
|-----------------|---------------------|-------------|--------------|
| Name | MRS. MASRAT RAJBAGH | Patient ID | 042203300038 |
| Birthday | 26-01-1983 | Sample ID | 522008 |
| Age at delivery | 39.06 | Sample Date | 30/03/2022 |

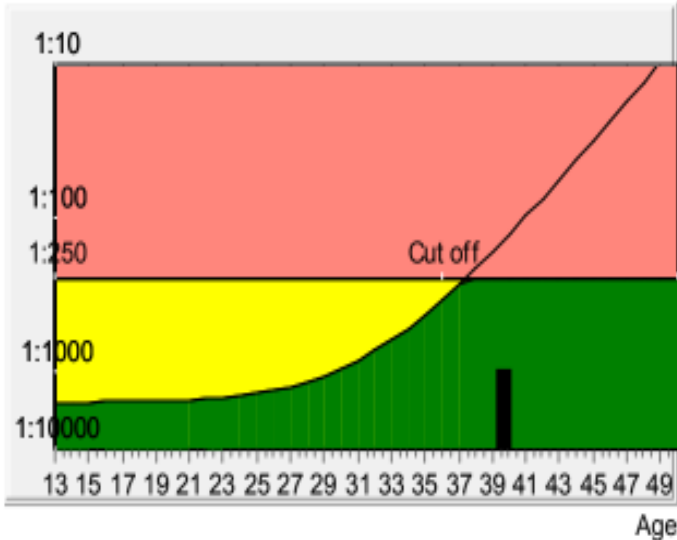
| Correction factors | | | |
|--------------------|---------|---------------------|---------|
| Fetuses | 1 | IVF | unknown |
| Weight in kg | 97 | Diabetes | unknown |
| Smoker | Unknown | Origin | Asian |
| | | Previous trisomy 21 | unknown |
| | | Pregnancies | unknown |

| Biochemical Data | | | Risks at sampling date | |
|------------------|----------------|----------|--------------------------|----------|
| Parameter | Value | Corr MoM | | |
| AFP | 53.9 ng/ml | 2.01 | Age Risk | 1:141 |
| uE3 | 1.17 ng/ml | 1.86 | Trisomy 21 risk | 1:944 |
| hCG | 26766.2 mIU/ml | 1.12 | Neural tube defects risk | 1:349 |
| | | | Trisomy 18 | <1:10000 |

| Ultrasound Data | | Down's Syndrome Risk (Trisomy 21 Screening) | |
|-----------------|------------------|---|--|
| Gestational age | 16+2 | The calculated risk for Trisomy 21 is below the cut off which indicates a low risk. | |
| Method | CRL (<>Robinson) | After the result of the Trisomy 21 test it is expected that among 944 women with the same data, there is one woman with a trisomy 21 pregnancy and 943 women with not affected pregnancies. | |

Risk

The calculated risk by PRISCA depends on the accuracy of the information provided by the referring physician. Please note that the risk calculations are statistical approaches and have no diagnostic value!






Trisomy 18

The calculated risk for Trisomy 18 is <1:10000, which indicates a low risk

Neural Tube Defect (NTD) Screening

The corrected MoM for AFP (2.01) is located in the low risk area for neural tube defects.

The laboratory can not be held responsible for their impact on the risk assessment! Calculated value has no diagnostic value!

 Risk Above Cut Off  Risk above Age Risk  Risk below Age risk

