

Name of Patient	: Akash	Date:	1-1-22
Age/Gender	: 28 Yrs/ M	Barcode:	11358771


IMMUNOASSAY


Test Description	Observed Value	Biological Reference Range	Method
ALLERGY COMPREHENSIVE PANEL(FOOD+INHALANT+NON VEG+DRUG)			
Total IgE	79.2	0-100 IU/ml	Chemiluminescence Immunoassay (CLIA)

Interpretation:


Having a quantitative Total IgE test result when investigating patients with suspected allergy opens up important new possibilities. Together with the medical history and a physical examination, you will be able to plan the best possible treatment. In some cases, you may even rule out allergy as the cause and thereby reducing worry and unnecessary food avoidance !

*** End Of Report ***


DR. SHIMI PAHUJA
M.B.B.S , M.D. (PATH)
DIR-LABORATORY
DMC NO. 72774


DR. ANIL GUPTA
M.B.B.S , M.D.(PATH)
SR. CONSULTANT PATHOLOGIST
DMC NO. 5015

DR. SAUMYA GUPTA
M.D.(PATH) , D.N.B
CONSULTANT PATHOLOGIST
REGD. NO. 96898

This report has been Validated by :

DR. PAWAN KUMAR
PhD. BIOCHEMISTRY
CONSULTANT BIOCHEMIST

