



# Mantracare X-ray & Diagnostics

NAME : MRS KHUSHBOO  
AGE/SEX: 30 Y /F

DATE : 28 DECEMBER, 2021  
REF.PHYS : DR MADHU SINGH

LMP : 06/10/2021  
GA/LMP : 11.6 WKS

**EXAMINATION PERFORMED: ULTRASOUND FOR PREGNANCY(LEVEL I)**

There is a single live foetus in variable presentation at the time of scan.

Foetal Movements and Cardiac Activity are well visualized.

Liquor is adequate for the present gestational age and clear.

Heart Rate calculated is 169 beats/minute.

Placenta is anterior in position, not low lying, maturity grade 0

Average Gestational Age is calculated as follows :

CRL measures 4.70 cms., " " to 11.4 weeks.

**Nuchal Thickness measures 1.3 mm**  
**Nasal Bone is present and measures 2.1 mm**

Head	Normal skull shape
Spine	Normal
Stomach	Present
Extremities	hands, feet, arms, legs are visualized.

...1...

P T O

1041-P, Sector-22,  
Gurgaon, Haryana

0124-4104585  
9212344585

All Diagnostic Test Under One Roof  
C.T. Scan (Multi Slice) | Colour Doppler U/S  
Highly Advanced 3D and 4D Ultrasound GE Voluson E 8  
Digital X-ray | OPG | ECG | ECHO | TMT | Spirometry


**NOT FOR MEDICO LEGAL PURPOSE**

No sonographically identifiable obvious or apparent congenital abnormality is noted .

**IMPRESSION:** SINGLE LIVE FOETUS OF APPROX. 11.4 WEEKS (+/- 4 DAYS)  
GESTATION  
EDD SONOGRAPHICALLY IS 15/07/2022

Note: Not all Foetal anomalies are detectable on ultrasound.  
I have neither detected nor disclosed the sex of the foetus to anybody in any manner of the  
above patient.


ADVICE: FOLLOW UP SCAN  
DOUBLE MARKER CORRELATION


  
DR SUMIT SINGHAL  
M.D. ( RADIODIAGNOSIS)

...2...

All Diagnostic Test Under One Roof  
C.T. Scan (Multi Slice) | Colour Doppler U/S  
Highly Advanced 3D and 4D Ultrasound GE Voluson E 8  
Digital X-ray | OPG | ECG | ECHO | TMT | Spirometry

**NOT FOR MEDICO LEGAL PURPOSE**

 1041-P, Sector-22,  
Gurgaon, Haryana

 0124-4104585  
9212344585