

Name of Patient	: <b>Baby. GOURI</b>	Date:	16-12-21
Age/Gender	: 08 Yrs/Female	Barcode:	11343970


**IMMUNOASSAY**


Test Description	Observed Value	Biological Reference Range	Method
<b>ALLERGY COMPREHENSIVE PANEL(FOOD+INHALANT+NON VEG+DRUG)</b>			
Total IgE	> 3000.0	0-100 IU/ml	Chemiluminescence Immunoassay (CLIA)

**Interpretation:**


Having a quantitative Total IgE test result when investigating patients with suspected allergy opens up important new possibilities. Together with the medical history and a physical examination, you will be able to plan the best possible treatment. In some cases, you may even rule out allergy as the cause and thereby reducing worry and unnecessary food avoidance !

\*\*\* End Of Report \*\*\*

  
 DR. SHIMI PAHUJA  
 M.B.B.S , M.D. (PATH)  
 DIR-LABORATORY  
 DMC NO. 72774

  
 DR. ANIL GUPTA  
 M.B.B.S , M.D.(PATH)  
 SR. CONSULTANT PATHOLOGIST  
 DMC NO. 5015

DR. SAUMYA GUPTA  
 M.D.(PATH) , D.N.B  
 CONSULTANT PATHOLOGIST  
 REGD. NO. 96898

This report has been Validated by :  
  
 DR. PAWAN KUMAR  
 PhD. BIOCHEMISTRY  
 CONSULTANT BIOCHEMIST

