

BANSAL ULTRASOUND CENTRE

D-13, Bhagat Singh Colony, BHIWADI Distt. Alwar (301019)

Patient name	Mrs. KHUSHBOO	Age/Sex	21 Years / Female
Patient ID	E09388-21-07-04-23	Visit no	2
Referred by	Dr. Anwika Bansal	Visit date	16/08/2021
LMP date	14/05/2021, LMP EDD: 18/02/2022 C-EDD: 23/02/2022		

OB - First Trimester Scan Report

Real time B-mode ultrasonography of gravid uterus done.
Route: Transabdominal and Transvaginal
Single intrauterine gestation

Maternal

Cervix measured 3.90 cms in length.

Right Uterine	2.12	→●→ (78%)
Left Uterine	2.64	→●→ (>99%)
Mean PI	2.38	→●→ (93%)

Fetus

Survey

Liquor - Adequate
Umbilical cord - 3 vessels
Fetal activity present
Cardiac activity present
Fetal heart rate - 150 bpm
Placenta posterior reaching up to the internal os.
No evidence of any retro placental hemorrhage.

Biometry (Hadlock, Unit: mm)

CRL	68.5, 13W 1D	→●→ (63%)
-----	--------------	-----------

Aneuploidy Markers (mm)

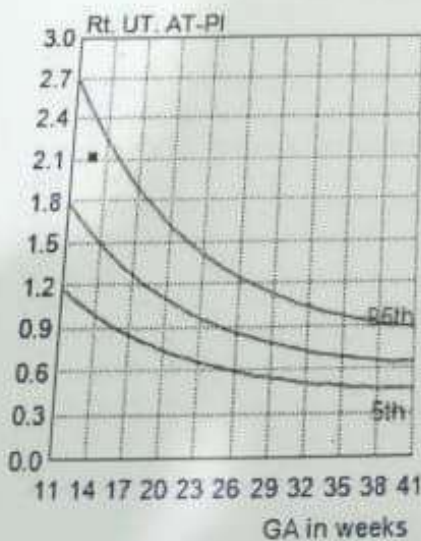
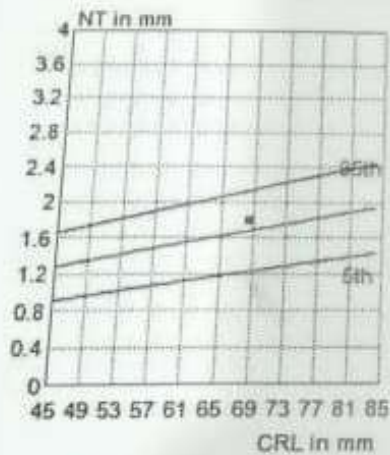
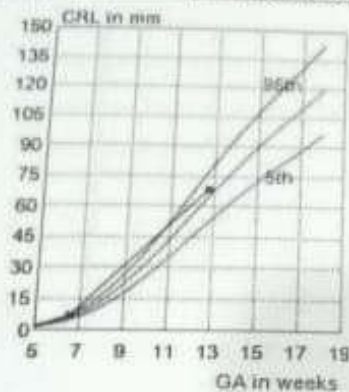
Nasal Bone	Present
NT	1.8 →●→ (66%)
Ductus Venosus	Normal flow
Tricuspid Regurgitation	Normal Flow

Fetal Anatomy

Mid line falx is seen. Butterfly sign is seen.
Neck appeared normal.
Spine appeared normal. No evidence of significant open neural tube defect
Stomach bubble is seen and intact abdominal wall
bladder appeared normal.
All long bones appeared normal for the period of gestation

Impression

Intrauterine gestation corresponding to a gestational age of 12 Weeks 5
Gestational age assigned as per biometry (CRL) on 04/07/2021
Menstrual age 13 Weeks 3 Days
Corrected EDD 23-02-2022
Liquor - Adequate



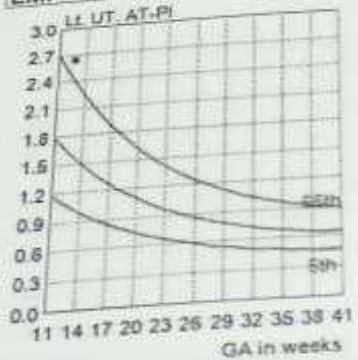
DR. RAKHI BAN

M.B.B.S., D

Consultant Ra

D-13, Bhagat Singh Colony, BHIWADI Distt. Alwar (301019)

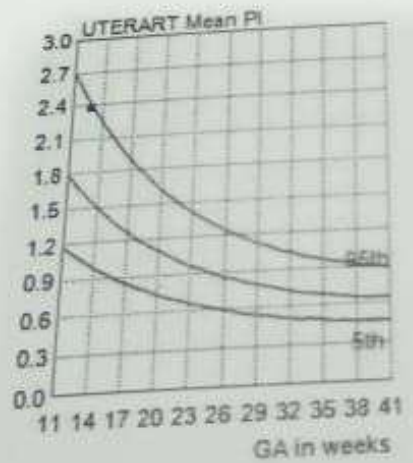
Patient name	Mrs. KHUSHBOO	Age/Sex	21 Years / Female
Patient ID	E09388-21-07-04-23	Visit no	2
Referred by	Dr. Anwika Bansal	Visit date	16/08/2021
LMP date	14/05/2021, LMP EDD: 18/02/2022 C-EDD: 23/02/2022		



Right uterine PI is normal & Left uterine PI is high
 Mean uterine PI is normal 2.3 (93 percentile)

First trimester screening for Downs
 Maternal age risk 1 in 1481

Fetus	Risk estimate - NT	Risk estimate - NT + NB
A	1 in 5696	



Disclaimer

I declare that while doing ultrasonography, I have neither detected nor disclosed sex of the women to any body in any manner

Height - 5.3

Weight - 450 kg

L.M.P - 14/05/2021

D.O.B - 28/05/1999

Alcohol - No

Smoking → No

Substanced. Copy - No