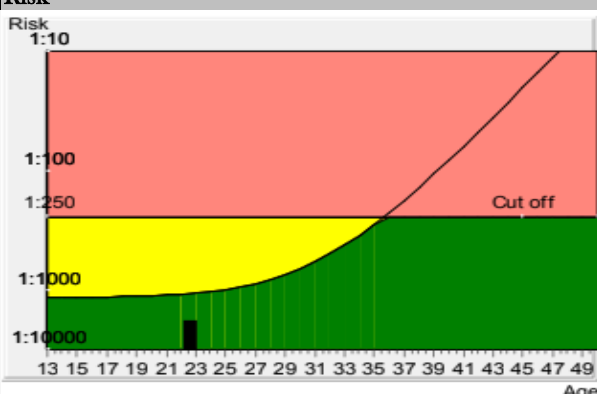




Date of Report 2/8/2021
PRISCA 5.1.0.17

Patient Data			Ultrasound Data		
Name	MRS.ANJALI	Patient ID	012107290192		
Birthday	5/12/1998	Sample ID	11055807		
Age at delivery	22.7	Sample Date	29/07/2021		
Gestational age	13+5				
Correction factors					
Fetuses	1	IVF	unknown	Previous trisomy 21	unknown
Weight in kg	68	Diabetes	NO	Pregnancies	unknown
Smoker	NO	Origin	Asian		
Biochemical Data			Ultrasound Data		
Parameter	Value	Corr Mom	Gestational age	13+4	
PAPP-A	5.6 mIU/ml	0.97	Method	CRL(<>Robinson	
fb-hCG	58.7 ng/ml	1.5	Scan date	29/07/2021	
Risks at sampling date			Crown rump length in mm	74	
Age Risk	1:1080		Nuchal translucency MOM	0.82	
Biochemical T21 risk	1:2436		Nasal bone	Present	
Combined Trisomy 21 Risk	<1:10000		Sonographer	DR. GYAN SINGH CHAUHAN	
Trisomy 13/18 + NT	<1:10000		Qualification in measuring NT	MD	
Risk			Down's Syndrome Risk (Trisomy 21 Screening)		
			<p>The calculated risk for Trisomy 21 (with NT) is below the cut off, which represents a low risk.</p> <p>After the result of the Trisomy 21 test (with NT) it is expected that among more than 10000 women with the same data, there is one woman with a trisomy 21 pregnancy and 9999 women with not affected pregnancies. The calculated risk by PRISCA depends on the accuracy of the information provided by the referring physician. Please note that the risk calculations are statistical approaches and have no diagnostic value!</p>		
<p>Trisomy 13/18 + NT</p> <p>The calculated risk for Trisomy 13/18 (with NT) is <1:10000, which indicates a low risk</p>			<p>The laboratory cannot be hold responsible for their impact on the risk assessment! Calculated risks have no diagnostic values</p>		

 Risk Above Cut Off

 Risk above Age Risk

 Risk below Age risk