

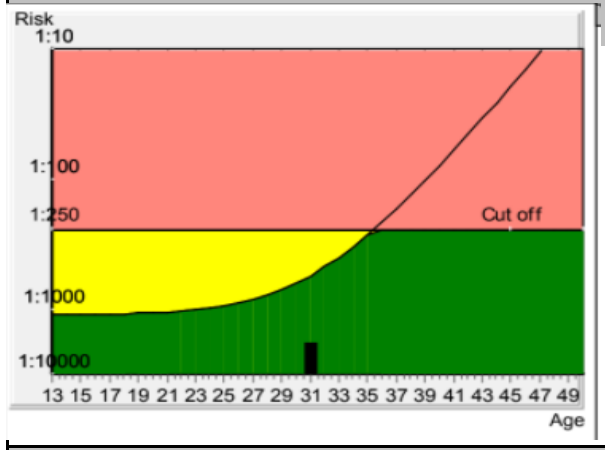
Date of Report 28-06-2021
PRISCA 5.0.2.37

Patient Data	
Name	MRS BIRWANTI KAUR
Birthdate	26-06-1990
Age at delivery	31
Gestational age	12+1

Correction factors	
Fetuses	1 IVF
Weight in kg	70
Smoker	Unknown
Diabetes	unknown
Origin	Asian
Previous trisomy 21	unknown
Pregnancies	unknown

Biochemical Data			Ultrasound Data	
Parameter	Value	Corr Mom	Gestational age	12+1
PAPP-A	3.5 mIU/ml	1.08	Method	CRL(<>Robinson
fb-hCG	27.2 ng/ml	0.59	Scan date	26-06-2021

Risks at sampling date			
Age Risk	1:557	Nuchal translucency MOM	0.55
Biochemical T21 risk	<1:10000	Nasal bone	Present
Combined Trisomy 21 Risk	<1:10000	Sonographer	DR.PRAKASH LALCHANDANI
Trisomy 13/18 + NT	<1:10000	Qualification in measuring NT	MD



Down's Syndrome Risk (Trisomy 21 Screening)




The calculated risk for Trisomy 21 (with NT) is below the cut off, which represents a low risk.

After the result of the Trisomy 21 test (with NT) it is expected that among more than 10000 women with the same data, there is one woman with a trisomy 21 pregnancy and 9999 women with not affected pregnancies. The calculated risk by PRISCA depends on the accuracy of the information provided by the referring physician. Please note that the risk calculations are statistical approaches and have no diagnostic value!

Trisomy 13/18 + NT

The calculated risk for Trisomy 13/18 (with NT) is <1:10000, which indicates a low risk

The laboratory cannot be hold responsible for their impact on the risk assessment! Calculated risks have no diagnostic values

 Risk Above Cut Off  Risk above Age Risk  Risk below Age risk