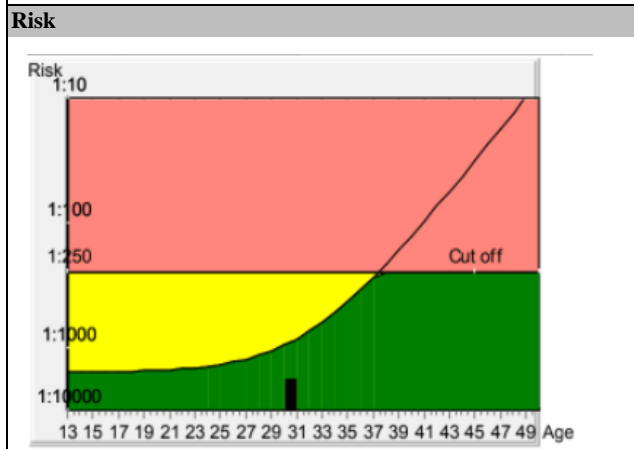


Patient Data		Value	
Name	MRS MONIKA	Patient ID	012104170170
Birthday	12-04-1991	Sample ID	10930969
Age at delivery	30.5	Sample Date	17-04-2021

Correction factors			
Fetuses	1	IVF	unknown
Weight in kg	50	Diabetes	unknown
Smoker	Unknown	Origin	Asian
Previous trisomy 21	unknown	Pregnancies	unknown




Biochemical Data			Risks at sampling date	
Parameter	Value	Corr MoM		
AFP	527.2 ng/ml	12.26	Age Risk	1:912
uE3	1.29 ng/ml	1.72	Biochemical Trisomy 21 Risk	1:3853
hCG	115553.7 mIU/ml	3.30	Neural Tube Defect Risk	Above the cut off
Inhibin	349.5 IU/ml	1.49	Trisomy 18	<1:10000

Ultrasound Data		Down's Syndrome Risk (Trisomy 21 Screening)	
Gestational age	16+2	<b>The calculated risk for Trisomy 21 is below the cut off which represents a low risk.</b>	
Method	BPD(<>Hadlock)	After the result of the Trisomy 21 test it is expected that among more than 3853 women with the same data, there is one woman with a trisomy 21 pregnancy and 3852 women with not affected pregnancies. The calculated risk by PRISCA depends on the accuracy of the information provided by the referring physician. Please note that the risk calculations are statistical approaches and have no diagnostic value!	



Trisomy 18
The calculated risk for Trisomy 18 is <1:10000, which indicates a low risk
Neural Tube Defect (NTD) Screening
The corrected MoM AFP (12.26) is located in the high risk area for neural tube defects.

The laboratory can not be held responsible for their impact on the risk assessment! Calculated value has no diagnostic value!

 Risk Above Cut Off     
  Risk above Age Risk     
  Risk below Age risk