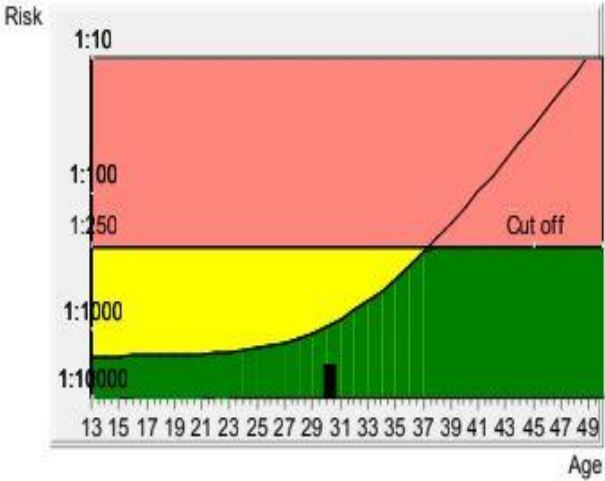




Date of Report 19-08-19
PRISCA 5.0.2.37

Patient Data					
Name	MRS. AARTI DEVI		Patient ID	011908180028	
Birthday	22-09-89		Sample ID	10620876	
Age at delivery	30.3		Sample Date	18/08/2019	
Correction factors					
Fetuses	1	IVF	unknown	Previous trisomy 21	unknown
Weight in kg	78.7	Diabetes	unknown	Pregnancies	unknown
Smoker	Unknown	Origin	Asian		
Biochemical Data			Risks at sampling date		
Parameter	Value	Corr MoM	Age Risk	1:932	
AFP	50.39 ng/ml	1.01	Neural Tube Defect (NTD) Screening	1:7162	
uE3	1.85 ng/ml	1.34	Combined Trisomy 21 Risk	1:3313	
hCG	17913.5 mIU/ml	1.1	Trisomy 18	<1:10000	
Ultrasound Data			Down's Syndrome Risk (Trisomy 21 Screening)		
Gestational age	19+3		The calculated risk for Trisomy 21 is below the cut off which indicates a low risk.		
Method	BPD(<>Hadlock)		After the result of the Trisomy 21 test it is expected that among 3313 women with the same data, there is one woman with a trisomy 21 pregnancy and 3312 women with not affected pregnancies.		
Risk			The calculated risk by PRISCA depends on the accuracy of the information provided by the referring physician. Please note that the risk calculations are statistical approaches and have no diagnostic value!		
			Trisomy 18		
			The calculated risk for Trisomy 18 is <1:10000, which indicates a low risk		
			Neural Tube Defect (NTD) Screening		
			The corrected MoM for AFP (1.01) is located in the low risk area for neural tube defects.		

The laboratory can not be held responsible for their impact on the risk assessment! Calculated value has no diagnostic value!

 Risk Above Cut Off

 Risk above Age Risk

 Risk below Age risk

