

Siddharth  
Lala



BA Continuum India Pvt. Ltd.  
A nonbank subsidiary of Bank of America Corporation

भारत सरकार  
सिद्धार्थ लाला  
Siddharth Lala  
जन्म तिथि/DOB: 10/06/1988  
पुरुष/ MALE




5027 4194 4207  
VID : 9178 0418 8633 4953

**MEERA AADHAAR, MERI PEHCHAN**

आधार  
प्राधिकरण  
OF INDIA

पता:  
आर.प्रेम लाला, हाउस नं. 5, न्यू पालम विहार, मुख्य  
बज्ज्हेरा रोड, चोमा 62, गुर्गाँव,  
हरियाणा - 122017

Address :  
S/O: Prem Lala, House  
No-A 5, New Palam Vihar,  
Main Bajghera Road,  
Choma(62), Gurgaon,  
Haryana - 122017



1947  
1800 300 1947

help@uidai.gov.in www.uidai.gov.in

P.O. Box No. 1947,  
Bengaluru-560 001

# CERTIFICATE OF MEDICAL FITNESS

This is to certify that I have conducted the clinical examination

of Sridharth Lale on \_\_\_\_\_

After reviewing the medical history and on clinical examination it has been found that he/she is

	Tick
<ul style="list-style-type: none"> <li>• Medically Fit</li> </ul>	<input type="checkbox"/>
<ul style="list-style-type: none"> <li>• Fit with restrictions/recommendations</li> </ul> <p>Though following restrictions have been revealed, in my opinion, these are not impediments to the job.</p> <p>1. <u>Stress Test is ⊕ for exercise induced myocardial Ischaemic</u></p> <p>2. <u>RT CP angle obliterated.</u></p> <p>3. _____</p> <p>However the employee should follow the advice/medication that has been communicated to him/her.</p> <p>Review after <u>15d</u></p>	<input type="checkbox"/>
<ul style="list-style-type: none"> <li>• Currently Unfit.</li> </ul> <p>Review after _____ recommended</p>	<input type="checkbox"/>
<ul style="list-style-type: none"> <li>• Unfit</li> </ul>	<input type="checkbox"/>

Dr. *Ashok*  
 Medical Officer  
 The Apollo Clinic, (Location)

**Dr. ASHOK K. GUPTA**  
**MBBS, MD**  
 Consulting Physician  
 Regd. No. 7513 (HMC)

*This certificate is not meant for medico-legal purposes*

## उपलब्ध ओ.पी.डी. सुविधाएँ

- हृदय रोग चिकित्सा  
(Cardiology)
- बाल एवं भ्रूण रोग चिकित्सा  
(Paediatrics & Fetal Medicine)
- बाल रोग चिकित्सा  
(Paediatrics)
- स्त्री रोग चिकित्सा  
(Gynaecology)
- हड्डी रोग चिकित्सा  
(Orthopaedics)
- दन्त चिकित्सा  
(Dental Care)
- सामान्य चिकित्सा  
(General Physician)
- फिजियोथैरेपी  
(Physiotherapy)
- चर्म रोग चिकित्सा  
(Dermatology)
- मूत्र रोग चिकित्सा  
(Urology)
- गुर्दा रोग चिकित्सा  
(Nephrology)

## उपलब्ध जाँच

- डायलिसिस (Dialysis)
- अल्ट्रासाउण्ड (Ultrasound)
- ईको (Echo)
- स्ट्रेस ईको (Stress Echo)
- टी.एम.टी. (T.M.T.)
- पी.एफ.टी. (Lung Function Test)
- ई.सी.जी. (E.C.G.)
- ई.ई.जी. (E.E.G.)
- एक्स-रे (X-Ray)
- मैमोग्राफी (Mammography)
- ओ.पी.जी. (Dental X-Ray)
- हॉल्टर टेस्ट (Holter Test)

Ref. No.:.....

Date:.....

<b>Name of patient:</b> Mr. SIDDHARTH L/	<b>Age:</b> 31	<b>M/F:</b> M
<b>Consultant:</b>	<b>Speciality:</b> Package	
<b>MR No :</b> MR008174	<b>Visit No:</b> OP017151	<b>Date:</b> 10-06-2019

Ht=5'3"  
Wt= 56.5 kg  
P.R= 90/min  
B.P= 130/80 mm Hg  
Chest  
CVS / NGP  
Ausc / NGP

Adv  
- Cardiology Consultation  
- Pulmonology Consultation

Ang

Not for Medico Legal Purpose

खून एवं मल-मूत्र की जाँच NABL द्वारा मान्यता प्राप्त MoIQ लैब द्वारा की जाती है।

सम्पर्क सूत्र: 0124-2224102 / 103 / 104 | Mob.: 8683061905, 8683061906

ओ.पी.डी. पर्ची का शुल्क केवल तीन दिन के लिए मान्य रहेगा।



# विवेकानन्द आरोग्य केन्द्र

डायग्नोस्टिक, डायग्नोस्टिक एवं ओ.पी.डी.  
भारत विकास परिषद्, महाशय्या प्रताप न्यास द्वारा संचालित



## Radiology Report

Name : Mr. SIDDHARTH LALA

MR No : MR008174

Age/Gender : 31 Y/M

Visit ID : OP017151

Prescribed Doctor : Self

Report Date : 10-06-2019 12:09

## Ultrasound

### USG EXAMINATION : WHOLE ABDOMEN

**Liver** shows normal shape and size with homogenous echo texture. Intrahepatic biliary radicals are not dilated. No focal lesion is seen. **Portal Vein** shows normal calibre.

**Gall bladder** shows physiological distension and normal wall thickness. No calculus or mass is seen in the lumen.

**CBD** is normal in diameter. No calculus is seen

**Pancreas** is normal in size, shape and echo texture.

**Spleen** is normal in shape, size and echo texture.

**Right kidney** show normal shape & size. Cortico-medullary differentiation is maintained. Right kidney show no calculus or hydronephrosis.

**Left kidney** show normal shape & size. Cortico-medullary differentiation is maintained. Left kidney show no calculus or hydronephrosis.


No free fluid is seen in the intra-peritoneal cavity. No evidence of mesenteric lymphadenopathy is seen.

**Urinary bladder** is partially distended and is normal in shape, size and wall thickness. No mass or calculus is seen.

**Prostate** is normal in shape, size & echo texture. Volume of prostate is 14cc.

**IMP: Normal study.**

PLEASE CORRELATE CLINICALLY.

  
Dr. Pawan Joon  
MD (Radio- diagnosis)



# विवेकानन्द आरोग्य केन्द्र

डायग्नोस्टिक एंड ओ.पी.डी.  
भारत विकास परिषद्, महाराणा प्रताप न्यास द्वारा संचालित



## Radiology Report

Name : Mr. SIDDHARTH LALA  
Age/Gender : 31 Y/M  
Prescribed Doctor : Self

MR No : MR008174  
Visit ID : OP017151  
Report Date : 10-06-2019 15:21

## X-Ray

### X-RAY CHEST PA VIEW

Bilateral lung fields appears to be clear. No obvious pulmonary parenchymal lesion is seen.


Trachea is central.

Cardiac configuration appears to be normal with normal cardio-thoracic ratio.

**Right costo phrenic angle is obliterated ? Minimal Pleural thickening ? fluid.** Left costo phrenic angles is normal.

Visualized soft tissue and bony thoracic cage appears to be normal.

Clinical correlation & further evaluation.

  
DR. PAWAN JOON  
MD (Radio-diagnosis)



# VIVEKANAND AROGYA KENDRA

## Patient Details

Date: 10-Jun-19

Time: 12:14:07 PM

Name: SIDDHARTH LALA ID: MR008174

Age: 31 y

Sex: M

Height: 55 ins

Weight: 58 Kgs

## Interpretation

There is significant downsloping ST-T depression in inferior and V3-5 leads during peak exercise and recovery phase.


No chest pain or dysnoea during TMT testing.

Good exercise tolerance seen.

TMT is positive for stress induced myocardial ischemia.

Please correlate clinically.

Ref. Doctor: \_\_\_\_\_



( Summary Report edited by user )

Doctor: \_\_\_\_\_  
**DR. ANIL KUMAR GARG**  
MBBS, DCC, FICG  
Consultant Cardiologist  
Vivekanand Arogya Kendra  
HMC-800ra