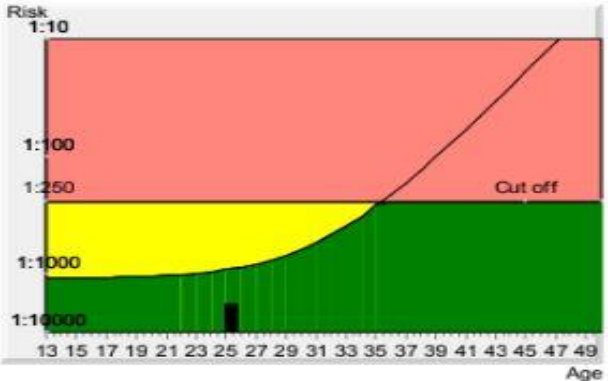




Date of Report 20-06-19
PRISCA 5.0.2.37

Patient Data				
Name	MRS.MONIKA YADAV		Patient ID	011906180505
Birthday	12-02-94		Sample ID	10609339
Age at delivery	25.3		Sample Date	18/06/2019
Gestational age	11+6			
Correction factors				
Fetuses	1	IVF	unknown	Previous trisomy 21 unknown
Weight in kg	65	Diabetes	unknown	Pregnancies unknown
Smoker	Unknown	Origin	Asian	
Biochemical Data			Ultrasound Data	
Parameter	Value	Corr Mom	Gestational age	11+5
PAPP-A	3.12 mIU/ml	0.99	Method	CRL (<>Robinson)
fb-hCG	55.25 ng/ml	1.13	Scan Date	16-06-19
Risks at sampling date			Crown rump length in mm	50.5
Age Risk	1:923		Nuchal translucency MoM	1.18
Biochemical T21 risk	1:4303		Nasal Bone	Present
Combined Trisomy 21 Risk	<1:10000		sonographer	DR.RUBY RAHUL
Trisomy 13/18 + NT	<1:10000		Qualification in measuring NT	CON. RADIOLOGIT
Risk			Down's Syndrome Risk (Trisomy 21 Screening)	
			<p>The calculated risk for Trisomy 21 (with NT) is below the cut off, which represents a low risk.</p> <p>After the result of the Trisomy 21 test (with NT) it is expected that among more than 10000 women with the same data, there is one woman with a trisomy 21 pregnancy and 9999 women with not affected pregnancies. The calculated risk by PRISCA depends on the accuracy of the information provided by the referring physician. Please note that the risk calculations are statistical approaches and have no diagnostic value!</p>	
Trisomy 13/18 + NT			The laboratory cannot be hold responsible for their impact on the risk assessment! Calculated risks have no diagnostic values	
The calculated risk for Trisomy 13/18 (with NT) is <1:10000, which indicates a low risk				

 Risk Above Cut Off

 Risk above Age Risk

 Risk below Age risk