


 भारत सरकार
Government of India

 अमित कुमार बैरवा
Amit Kumar Bairwa
जन्म तिथि/DOB: 25/05/2001
पुरुष/ MALE

9219 8471 7314
VID : 9198 6603 6414 8378

मेरा आधार, मेरी पहचान



 भारतीय विशिष्ट पहचान प्राधिकरण
Unique Identification Authority of India

पता:
S/O: भरत लाल बैरवा, रामगढ, दौसा,
राजस्थान - 321608

Address:
S/O: Bharat Lal Bairwa, Ramgarh, Dausa,
Rajasthan - 321608

9219 8471 7314
VID : 9198 6603 6414 8378

1947

help@uidai.gov.in

www.uidai.gov.in

QR Code with Photograph

Medical Fitness Certificate

"It is certified that Mr./Ms. Ashok Kumar employed with M/S FUTURE RETAIL LTD. involved with coming in direct contact with food items, has been carefully examined by me on date/...../.....

Name of Associate: _____

Associate Code: _____
(For Existing Associates Only)

DOB	DD	MM	YY	Age (Yrs)		Sex (M/F)	Phone No.												
-----	----	----	----	-----------	--	-----------	-----------	--	--	--	--	--	--	--	--	--	--	--	--

Summary of the Investigation Findings:

SN	Investigation Details	Summary of Investigation				
1.	Physical (Including Skin & Eye) Examination Summary	<u>Normal</u>				
2.	Routine Stool Examination	<u>No cyp/ova seen</u>				
3.	Stool Culture & Sensitivity	<u>No pathogen grown</u>				
4.	X-Ray CHEST	<u>NAD</u>				
5.	Sputum Examination	<u>No AFB seen</u>				
6.	Typhoid Vaccine	<u>BSS 250 (-)</u>				
		<table border="1"> <tr> <td>Date of Vaccination</td> <td>DD</td> <td>MM</td> <td>YY</td> </tr> </table>	Date of Vaccination	DD	MM	YY
Date of Vaccination	DD	MM	YY			
7.	Vaccination History (Whether vaccinated for Typhoid Earlier / When?)	_____				

Based on medical examination conducted he/she is (Pls tick (v) appropriate box)

FIT to work in food establishment (Found free from any infectious or communicable diseases)

NOT FIT to work in food establishment.

Name of the Medical Examiner: Ashok

Signature of Medical Examiner: DR Ashok Kumar Gupta
DR. ASHOK K. GUPTA

Stamp Of Medical Examiner: **MBBS, MD**
Consulting Physician
Regd. No. 7513 (HMC)

Registration Number: _____

Date of Medical Conducted: _____

Place: _____

उपलब्ध ओ.पी.डी. सुविधाएँ

- हृदय रोग चिकित्सा
(Cardiology)
- बाल एवं भ्रूण रोग चिकित्सा
(Paediatrics & Fetal Medicine)
- बाल रोग चिकित्सा
(Paediatrics)
- स्त्री रोग चिकित्सा
(Gynaecology)
- हड्डी रोग चिकित्सा
(Orthopaedics)
- दन्त चिकित्सा
(Dental Care)
- सामान्य चिकित्सा
(General Physician)
- फिजियोथैरेपी
(Physiotherapy)
- चर्म रोग चिकित्सा
(Dermatology)
- मूत्र रोग चिकित्सा
(Urology)
- गुर्दा रोग चिकित्सा
(Nephrology)

उपलब्ध जाँच

- डायलिसिस (Dialysis)
- अल्ट्रासाउण्ड (Ultrasound)
- ईको (Echo)
- स्ट्रेस ईको (Stress Echo)
- टी.एम.टी. (T.M.T.)
- पी.एफ.टी. (Lung Function Test)
- ई.सी.जी. (E.C.G.)
- ई.ई.जी. (E.E.G.)
- एक्स-रे (X-Ray)
- मैमोग्राफी (Mammography)
- ओ.पी.जी. (Dental X-Ray)
- हॉल्टर टेस्ट (Holter Test)

Ref. No.:.....

Date:.....

Name of patient: Mr. Amit Kumar	Age: 18	M/F: M
Consultant:	Speciality: Package	
MR No : MR007898	Visit No: OP016508	Date: 03-06-2019

HT = 5'10"
wt = 60kg
RL = 84 / int R-F
Pb. 1207 80 m 14f
Chest
C/S
A/S

Not for Medico Legal Purpose

खून एवं मल-मूत्र की जाँच NABL द्वारा मान्यता प्राप्त MoIQ लैब द्वारा की जाती है।

सम्पर्क सूत्र: 0124-2224102 / 103 / 104 | Mob.: 8683061905, 8683061906

ओ.पी.डी. पर्ती का शुल्क केवल तीन दिन के लिए मान्य रहेगा।

Radiology Report

Name : Mr. Amit Kumar
Age/Gender : 18 Y/M
Prescribed Doctor : Self

MR No : MR007898
Visit ID : OP016508
Report Date : 06-06-2019 10:42

X-Ray

X-RAY CHEST PA VIEW

Bilateral lung fields appears to be clear. No obvious pulmonary parenchymal lesion is seen.


Trachea is central.

Cardiac configuration appears to be normal with normal cardio-thoracic ratio.

Both costo phrenic angles and domes of diaphragm are normal.

Visualized soft tissue and bony thoracic cage appears to be normal.

PLEASE CORRELATE CLINICALLY.


DR. PAWAN JOON
MD (Radio-diagnosis)