

**BANK OF AMERICA HEALTH CHECK-UP VOUCHER**

**AT**  
**APOLLO CLINICS**

This voucher and the information set out herein (including any personal data) are provided to you (Employee) so you can avail the Health Check-Up at Service Provider. Bank of America, WTW & Vipul do not provide any personal data to Service Provider. If you choose to provide your personal data to Service Provider to avail the Health Check-Up, Service Provider will be accountable to you directly for its collection and use of your personal data in accordance with applicable law.

Service Provider will examine the bearer of this letter according to the following details:

Voucher Code	GBS HCU GGN/2019/4231		
Name of Beneficiary	Mohan Goswami		
Optional Test(s)	Sonomamography: No, Vit D:No, Vit B12:No,		
Package	Bank of America Comprehensive Package		
Date of Check-up	5/22/2019	Voucher Issue Date	18 May 2019
Reporting Time	8:45:00 AM	Voucher Validity	Until the date of appointment mentioned on the voucher*
Centre Name & Address	Molecular Quest Healthcare Pvt Ltd. 466P Sector 12A near madhav bhawan, Gurugram, Haryana 122001		
<b>*Remarks:</b> <ul style="list-style-type: none"><li>• This voucher will be issued once only and no reissuance upon lost or expiry.</li><li>• It will be collected by the clinic and cannot be re-used.</li><li>• This Voucher is neither transferable or nor convertible to other monetary means.</li></ul>			

**Important Instructions:**

- Employee needs to carry this health check-up Voucher, Company ID card and Govt. photo ID proof for identification at the time of health check-up.
- Health Check-Up may take 4 – 5 hrs for completion on week days & 5 – 6 hrs on Saturdays
- Health Check Up report would be available within 48 hours of the check-up done. Employee should collect the report directly from the hospital help desk & can avail the consultation.

**DRIVING LICENCE**

FORM 7  
Rule 16(2)

**OLA ::HR-20License No::HR-2020120132522Dated 27/07/2012**

**Name :** MOHAN GOSWAMI  
**S/o :** CHANDAN LAL

**Date of Birth :** 20/09/1977      **Blood Group** B+

**Address :** H. NO. 280 NR. RAILWAY LINE PATEL NAGAR HISAR  
HARYANA 128001

**Non-Tr Valid Upto:** 19/09/2027  
**Tr. Valid upto**

is licenced to drive throughtout India vehicle of the following descriptions :  
M.C with Gear, LMV-NT-Car Only

**Signature of Holder**

**Endorsements** ● ● ● ● ●

**Licencing Authority**  
**SUB DIVISIONAL OFFICER (CIVIL) HISAR**

**Old No**

**Type**

**Original Issue Date** 27/07/2012

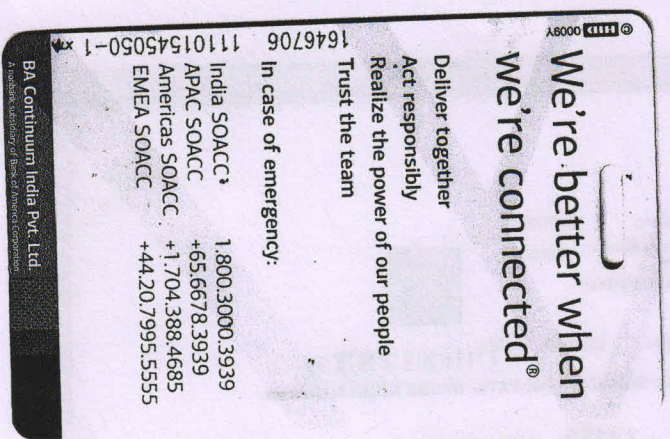

**Name and Designation of the Authority who conducted the Driving Test** DI, HISAR

**In EMERGENCY Contact:** 09416867874

**H. NO. 280 NR. RAILWAY LINE PATEL NAGAR HISAR HARYANA 125001**

**Resi. No - 01662 - 242345**

**telephone No/s with STD Code** 9654023805




# CERTIFICATE OF MEDICAL FITNESS

This is to certify that I have conducted the clinical examination

of Mohan Goswami on \_\_\_\_\_

After reviewing the medical history and on clinical examination it has been found that he/she is

	Tick
<ul style="list-style-type: none"> <li>• Medically Fit</li> </ul>	<input type="checkbox"/>
<ul style="list-style-type: none"> <li>• Fit with restrictions/recommendations</li> </ul> <p>Though following restrictions have been revealed, in my opinion, these are not impediments to the job.</p> <p>1. <u>Med. P.P. hyperglycaemia</u>.....</p> <p>2. <u>Mild Dyslipidaemia</u>.....</p> <p>3. <u>LSS - Fatty Liver Gr I</u>.....</p> <p>However the employee should follow the advice/medication that has been communicated to him/her.</p> <p>Review after <u>6 m.</u></p>	<input type="checkbox"/>
<ul style="list-style-type: none"> <li>• Currently Unfit. Review after _____ recommended</li> <li>• Unfit</li> </ul>	<input type="checkbox"/>

Dr. 

**Medical Officer**  
**The Apollo Clinic, (Location)**  
DIPACHOKI GUPTA  
MBBS, MD  
Consulting Physician  
Regd. No. 7513 (HMC)

*This certificate is not meant for medico-legal purposes*

## उपलब्ध ओ.पी.डी. सुविधाएँ

- हृदय रोग चिकित्सा  
(Cardiology)
- बाल एवं भ्रूण रोग चिकित्सा  
(Paediatrics & Fetal Medicine)
- बाल रोग चिकित्सा  
(Paediatrics)
- स्त्री रोग चिकित्सा  
(Gynaecology)
- हड्डी रोग चिकित्सा  
(Orthopaedics)
- दन्त चिकित्सा  
(Dental Care)
- सामान्य चिकित्सा  
(General Physician)
- फिजियोथैरेपी  
(Physiotherapy)
- चर्म रोग चिकित्सा  
(Dermatology)
- मूत्र रोग चिकित्सा  
(Urology)
- गुर्दा रोग चिकित्सा  
(Nephrology)

## उपलब्ध जाँच

- डायलिसिस (Dialysis)
- अल्ट्रासाउण्ड (Ultrasound)
- ईको (Echo)
- स्ट्रेस ईको (Stress Echo)
- टी.एम.टी. (T.M.T.)
- पी.एफ.टी. (Lung Function Test)
- ई.सी.जी. (E.C.G.)
- ई.ई.जी. (E.E.G.)
- एक्स-रे (X-Ray)
- मैमोग्राफी (Mammography)
- ओ.पी.जी. (Dental X-Ray)
- हॉल्टर टेस्ट (Holter Test)

Ref. No.:.....

Date:.....

<b>Name of patient:</b> Mr. Mohan Goswami	<b>Age:</b> 41	<b>M/F:</b> M
<b>Consultant:</b>	<b>Speciality:</b> Package	
<b>MR No :</b> MR007350	<b>Visit No:</b> OP015292	<b>Date:</b> 22-05-2019

HT = 5'7"  
 Wt 75kg  
 RA 74/mb RP  
 BP 114/76 mm Hg  
 Chest /  
 Abd / Non  
 CVS /  
 AL

Not for Medico Legal Purpose

रखून एवं मल-मूत्र की जाँच NABL द्वारा मान्यता प्राप्त MoIQ लैब द्वारा की जाती है।

सम्पर्क सूत्र: 0124-2224102 / 103 / 104 | Mob.: 8683061905, 8683061906

ओ.पी.डी. पर्ची का शुल्क केवल तीन दिन के लिए मान्य रहेगा।

## Radiology Report

Name : Mr. Mohan Goswami  
Age/Gender : 41 Y/M  
Prescribed Doctor : Self

MR No : MR007350  
Visit ID : OP015292  
Report Date : 22-05-2019 10:26

## Ultrasound

### USG EXAMINATION : WHOLE ABDOMEN

**Liver** shows normal shape and size with mildly increased echogenicity, suggestive of fatty change. Intrahepatic biliary radicals are not dilated. No focal lesion is seen. **Portal Vein** shows normal calibre. **Gall bladder** shows physiological distension and normal wall thickness. No calculus or mass is seen in the lumen. **CBD** is normal in diameter. No calculus is seen. **Pancreas** is normal in size, shape and echo texture. **Spleen** is normal in shape, size and echo texture.

**Right kidney** show normal shape & size. Cortico-medullary differentiation is maintained. Right kidney show no calculus or hydronephrosis. Right kidney measures 104 x 40mm.

**Left kidney** show normal shape & size. Cortico-medullary differentiation is maintained. Left kidney show no calculus or hydronephrosis. Left kidney measures 107 x 46mm.


No free fluid is seen in the intra-peritoneal cavity. No evidence of mesenteric lymphadenopathy is seen.

**Urinary bladder** is normal in shape, size and wall thickness. No mass or calculus is seen.

**Prostate** is normal in shape, size & echo texture. Volume of prostate is 10cc.

**Imp:- Fatty liver grade-I.**

PLEASE CORRELATE CLINICALLY.

  
Dr. Pawan Loon  
MD ( Radio- diagnosis)

## Radiology Report

Name : Mr. Mohan Goswami  
Age/Gender : 41 Y/M  
Prescribed Doctor : Self

MR No : MR007350  
Visit ID : OP015292  
Report Date : 22-05-2019 11:57

## X-Ray

### X-RAY CHEST PA VIEW

Bilateral lung fields appears to be clear. No obvious pulmonary parenchymal lesion is seen.


Trachea is central.

Cardiac configuration appears to be normal with normal cardio-thoracic ratio.

Both costo phrenic angles and domes of diaphragm are normal.

Visualized soft tissue and bony thoracic cage appears to be normal.

PLEASE CORRELATE CLINICALLY.

  
DR. PAWAN JOON  
MD (Radio-diagnosis)

Ref. No.:.....

## ECHO REPORT

Date:.....

Name : Mr. Mohan Goswami	Age : 41 yr
Date : 22/05/2019	Gender : Male
Clinical Diagnosis : Company Health Check up	Done By: Dr Dixit Garg

### M - Mode/ 2-D Description:

#### Measurements (mm):

	Observed Values		Normal values	
Aortic root diameter	35 mm		20-36 (22mm/M <sup>2</sup> )	
Left atrium size	35 mm		19-40 mm	
	End Diastole	Normal values	Endsystole	Normal values
Left Ventricle Size	46 mm	37 -56 mm	31 mm	2.2-4.0 mm
Interventricular Septum	08 mm	6 -12 mm	11 mm	
Posterior wall thickness	08 mm	5 -10 mm	11 mm	
LV ejection fraction (%)	56%		53% - 59%	

### DOPPLER VELOCITIES (cm/sec)

<u>Pulmonary valve</u>		<u>Aortic valve</u>	
Max velocity	90 cm/sec	Max velocity	111 cm/sec
Regurgitation	Trace	Regurgitation	None
<u>Mitral valve</u>		<u>Tricuspid valve</u>	
E	95 cm/sec	Max velocity	2.39 m/sec
A	71 cm/sec	Max PG	23 mmHg
E'	09 cm/sec	TAPSE (>1.5)	1.8
Regurgitation	Trace	Regurgitation	Mild





# विवेकानन्द आरोग्य केन्द्र

466 P, सेक्टर 12 A, नजदीक माधव भवन, गुरुग्राम  
(भारत विकास परिषद् महाराणा प्रताप न्यास, गुरुग्राम द्वारा संचालित)



Ref. No.:.....

Date:.....

**Final interpretation :**

(HR - 68/min, Rhythm - NSR)

1. No LV RWMA, LVEF 56%.
2. Normal RV systolic function.
3. All Cardiac chamber dimensions normal.
4. Mitral inflow pattern - normal, normal LVEDP.
5. Morphologically normal mitral valve, Trace MR No MS.
6. Morphologically normal aortic valve, No AR, No AS.
7. Morphologically normal Tricuspid valve, Mild TR, Normal PASP.
8. No intra-cardiac clot/ Vegetation / Pericardial effusion seen.
9. IVC normal in size, CVP normal.

**Dr Dixit Garg**  
DNB-Cardiology