

Medical Fitness Certificate

It is certified that Mr./Ms. Mayank Bahadur employed with
M/S FUTURE RETAIL LTD. involved with coming in direct contact with food items, has been carefully examined
by me on date 16/05/19

Name of Associate: _____

Associate Code: _____
(For Existing Associates Only)

DOB	<u>20/10/97</u>	Age (Yrs)	<u>22</u>	Sex (M/F)	<u>M</u>	Phone No.	<u>7883055127</u>
-----	-----------------	-----------	-----------	-----------	----------	-----------	-------------------

Summary of the Investigation Findings:

SN	Investigation Details	Summary of Investigation								
1.	Physical (Including Skin & Eye) Examination Summary	<u>NAD</u>								
2.	Routine Stool Examination	<u>No cyst / ova</u>								
3.	Stool Culture & Sensitivity	<u>No pathogen grown after 2d</u>								
4.	X-Ray CHEST	<u>NAD</u>								
5.	Sputum Examination	<u>No AFB seen</u>								
6.	Typhoid Vaccine	<table border="1"> <tr> <td>Date of Vaccination</td> <td>DD</td> <td>MM</td> <td>YY</td> </tr> <tr> <td> </td> <td> </td> <td> </td> <td> </td> </tr> </table>	Date of Vaccination	DD	MM	YY				
Date of Vaccination	DD	MM	YY							
7.	Vaccination History (Whether vaccinated for Typhoid Earlier / When?)	_____								

Based on medical examination conducted he/she is (Pls tick (v) appropriate box)

FIT to work in food establishment (Found free from any infectious or communicable diseases)

NOT FIT to work in food establishment.

Name of the Medical Examiner: Dr. Ashok Kumar Gupta

Signature of Medical Examiner: [Signature]

Stamp Of Medical Examiner: **DR. ASHOK K. GUPTA**
MBBS, MD
Consulting Physician
Regd. No. 7513 (HMC)

Registration Number: _____

Date of Medical Conducted: _____

Place: _____

उपलब्ध ओ.पी.डी. सुविधाएँ

- हृदय रोग चिकित्सा
(Cardiology)
- बाल एवं भ्रूण रोग चिकित्सा
(Paediatrics & Fetal Medicine)
- बाल रोग चिकित्सा
(Paediatrics)
- स्त्री रोग चिकित्सा
(Gynaecology)
- हड्डी रोग चिकित्सा
(Orthopaedics)
- दन्त चिकित्सा
(Dental Care)
- सामान्य चिकित्सा
(General Physician)
- फिजियोथैरेपी
(Physiotherapy)
- चर्म रोग चिकित्सा
(Dermatology)
- मूत्र रोग चिकित्सा
(Urology)
- गुर्दा रोग चिकित्सा
(Nephrology)

उपलब्ध जाँच

- डायलिसिस (Dialysis)
- अल्ट्रासाउण्ड (Ultrasound)
- ईको (Echo)
- स्ट्रेस ईको (Stress Echo)
- टी.एम.टी. (T.M.T.)
- पी.एफ.टी. (Lung Function Test)
- ई.सी.जी. (E.C.G.)
- ई.ई.जी. (E.E.G.)
- एक्स-रे (X-Ray)
- मैमोग्राफी (Mammography)
- ओ.पी.जी. (Dental X-Ray)
- हॉल्टर टेस्ट (Holter Test)

Ref. No.:.....

Date:.....

Name of patient: Mr. Mayank Bahadur	Age: 22	M/F: M
Consultant:	Speciality: Package	
MR No : MR007044	Visit No: OP014583	Date: 16-05-2019

Ht = 5'7"
Wt = 70kg
P.R. = 80/60
P.B. = 120/70 mm Hg
Chesty
Abd |

Not for Medico Legal Purpose

रखून एवं मल-मूत्र की जाँच NABL द्वारा मान्यता प्राप्त MoIQ लैब द्वारा की जाती है।

सम्पर्क सूत्र: 0124-2224102 / 103 / 104 | Mob.: 8683061905, 8683061906

ओ.पी.डी. पर्ची का शुल्क केवल तीन दिन के लिए मान्य रहेगा।



विवेकानन्द आरोग्य केन्द्र

डायग्नोसिस, डायग्नोस्टिक एवं ओ.पी.डी.
भारत विकास परिषद्, महाराणा प्रताप न्यास द्वारा संचालित



Radiology Report

Name : **Mr. Mayank Bahadur**
Age/Gender : 22 Y/M
Prescribed Doctor : Self

MR No : **MR007044**
Visit ID : OP014583
Report Date : 17-05-2019 15:34

X-Ray

X-RAY CHEST PA VIEW

Bilateral lung fields appears to be clear. No obvious pulmonary parenchymal lesion is seen.


Trachea is central.

Cardiac configuration appears to be normal with normal cardio-thoracic ratio.

Both costo phrenic angles and domes of diaphragm are normal.

Visualized soft tissue and bony thoracic cage appears to be normal.

PLEASE CORRELATE CLINICALLY.


DR. PAWAN JOON
MD (Radio-diagnosis)


भारत सरकार, नई दिल्ली

VID : 9156 3013 3822 4894

5821 0530 3230

मक बहादुर
 Mayank Bahadur
 जन्म तिथि/DOB: 20/10/1997
 लिंग/MALE




भारत सरकार
GOVERNMENT OF INDIA


 भारत सरकार
 Unique Identification Authority of India

पता:
 आत्मज, राम दास, रामपुर, उत्तर गांव, सासेसर, अमेठी,
 उत्तर प्रदेश - 227809

Address:
 S/O: Ram Das, rampur, uttar gaon, Saesar,
 Amethi,
 Uttar Pradesh - 227809

5821 0530 3230
 VID : 9156 3013 3822 4894

QR Codes with Photograph