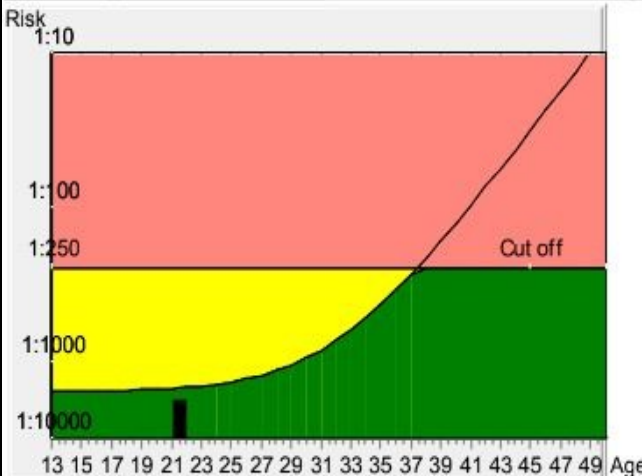




Date of Report 31-03-19
PRISCA 5.0.2.37

Patient Data		Value		
Name	Mrs Meenu		Patient ID	011903290287
Birthday	22-12-97		Sample ID	10440275
Age at delivery	21.6		Sample Date	29/03/2019
Correction factors				
Fetuses	1	IVF	unknown	Previous trisomy 21
Weight in kg	50.7	Diabetes	no	Pregnancies
Smoker	no	Origin	Asian	
Biochemical Data			Risks at sampling date	
Parameter	Value	Corr MoM	Age Risk	1:1505
AFP	59.9 ng/ml	0.61	Biochemical Trisomy 21 Risk	1:4897
uE3	2.15 ng/ml	1.06	Neural Tube Defect Risk	Below the cut off
hCG	13046.5 mIU/ml	0.72	Trisomy 18	<1:10000
Inhibin	312.5 IU/ml	1.06		
Ultrasound Data			Down's Syndrome Risk (Trisomy 21 Screening)	
Gestational age	21+4		The calculated risk for Trisomy 21 is below the cut off which represents a low risk.	
Method	BPD (<>Hadlock)		After the result of the Trisomy 21 test it is expected that among 4897 women with the same data, there is one woman with a trisomy 21 pregnancy and 4896 women with not affected pregnancies.	
Risk			The calculated risk by PRISCA depends on the accuracy of the information provided by the referring physician. Please note that the risk calculations are statistical approaches and have no diagnostic value!	
			Trisomy 18	
			The calculated risk for Trisomy 18 is <1:10000, which indicates a low risk	
			Neural Tube Defect (NTD) Screening	
			The corrected MoM for AFP (0.61) is located in the low risk area for neural tube defects.	

The laboratory can not be held responsible for their impact on the risk assessment! Calculated value has no diagnostic value!

 Risk Above Cut Off

 Risk above Age Risk

 Risk below Age risk