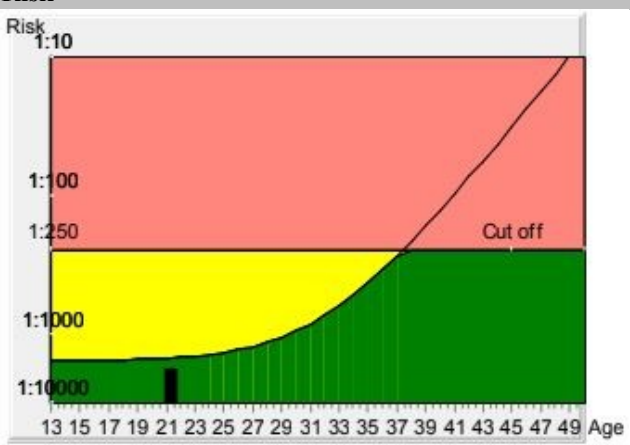




Date of Report 10-03-19
PRISCA 5.0.2.37

Patient Data		Value			
Name	Mrs Priyanka	Patient ID	011903080291		
Birthday	07-04-98	Sample ID	10440851		
Age at delivery	21.3	Sample Date	08/03/2019		
Correction factors					
Fetuses	1	IVF	unknown	Previous trisomy 21	unknown
Weight in kg	58	Diabetes	no	Pregnancies	
Smoker	no	Origin	Asian		
Biochemical Data			Risks at sampling date		
Parameter	Value	Corr MoM	Age Risk	1:1512	
AFP	113.4 ng/ml	1.63	Biochemical Trisomy 21 Risk	<1:10000	
uE3	2.03 ng/ml	1.18	Neural Tube Defect Risk	Below the cut off	
hCG	7451.5 mIU/ml	0.41	Trisomy 18	<1:10000	
Inhibin	325.34 IU/ml	1.32			
Ultrasound Data			Down's Syndrome Risk (Trisomy 21 Screening)		
Gestational age	20+2		The calculated risk for Trisomy 21 is below the cut off which represents a low risk.		
Method	BPD (<>Hadlock)		After the result of the Trisomy 21 test it is expected that among 10000 women with the same data, there is one woman= with a trisomy 21 pregnancy and 9999 women with not affected pregnancies.		
Risk			The calculated risk by PRISCA depends on the accuracy of the information provided by the referring physician. Please note that the risk calculations are statistical approaches and have no diagnostic value!		
			Trisomy 18		
			The calculated risk for Trisomy 18 is <1:10000, which indicates a low risk		
			Neural Tube Defect (NTD) Screening		
			The corrected MoM for AFP (0.63) is located in the low risk area for neural tube defects.		

The laboratory can not be held responsible for their impact on the risk assessment! Calculated value has no diagnostic value!

 Risk Above Cut Off

 Risk above Age Risk

 Risk below Age risk