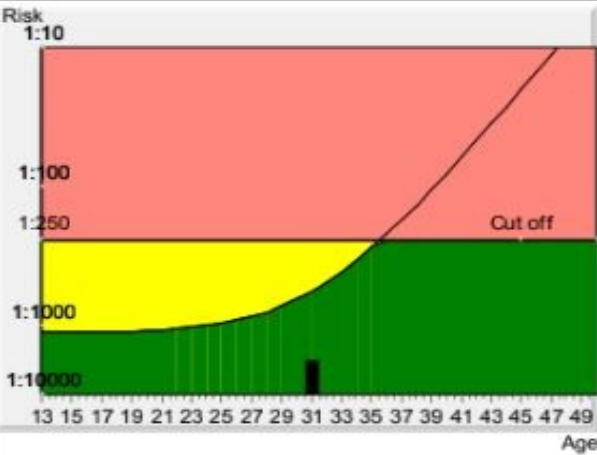




Date of Report 21-02-19  
PRISCA 5.0.2.37

Patient Data				
Name	Mrs Diksha w/o Dinesh	Patient ID	011902190262	
Birthday	17-02-88	Sample ID	10422432	
Age at delivery	31.0	Sample Date	19/02/19	
Gestational age by	13+1			
Correction factors				
Fetuses	1	IVF	unknown	Previous trisomy 21
Weight in kg	61.3	Diabetes	no	Pregnancies
Smoker	no	Origin	Asian	
Biochemical Data			Ultrasound Data	
Parameter	Value	Corr Mom	Gestational age	13+0
PAPP-A	4.26 mIU/ml	1.01	Method	CRL (<math>\leq</math>Hadlock)
fb-hCG	29.7 ng/ml	0.63	Scan Date	19-02-19
			CRL measurements	66.0 mm
Risks at sampling date			Nuchal translucency MoM	0.65
Age Risk		1:579	Nasal bone	Present
Biochemical T21 Risk		1:4654	Sonographer	Dr. Krishan Jangra
Combined trisomy 21 risk		<math><1:10000</math>	Qualifications in measuring NT	MBBS, DMRD, DNB
Trisomy 13/18		<math><1:10000</math>		
Risk			Down's Syndrome Risk (Trisomy 21 Screening)	
			<p><b>The calculated risk for Trisomy 21 is below the cut off, which indicates a low risk.</b></p> <p>After the result of the Trisomy 21 test (with NT) it is expected that among more than 10000 women with the same data, there is one woman with a trisomy 21 pregnancy.</p> <p>The calculated risk by PRISCA depends on the accuracy of the information provided by the referring physician. Please note that risk calculations are statistical approaches and have no diagnostic value!</p> <p>The patient combined risk presumes the NT measurement was done according to accepted guidelines</p> <p>The laboratory can not be hold responsible for their impact on the risk assessment ! Calculated risks have no diagnostic value!</p>	
Trisomy 13/18 + NT				
The calculated risk for trisomy 13/18 is <math><1:10000</math>, which represents a low risk.				

 Risk Above Cut Off

 Risk above Age Risk

 Risk below Age risk