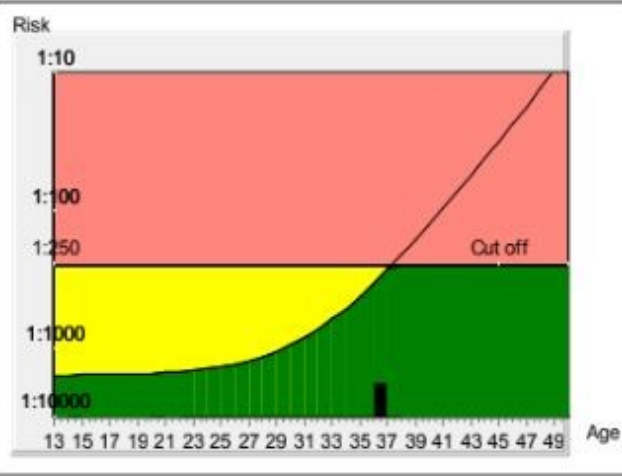




Date of Report 09-02-19
PRISCA 5.0.2.37

Patient Data		Value		
Name	Mrs Sunita		Patient ID	051902070009
Birthday	15-01-83		Sample ID	10427556
Age at delivery	36.5		Sample Date	07/02/2019
Correction factors				
Fetuses	1	IVF	unknown	Previous trisomy 21
Weight in kg	60.6	Diabetes	No	Pregnancies
Smoker	No	Origin	Asian	
Biochemical Data			Risks at sampling date	
Parameter	Value	Corr MoM	Age Risk	1:307
AFP	86.81 ng/ml	1.83	Biochemical Trisomy 21 Risk+NT	<1:10000
uE3	1.45 mIU/ml	1.35	Neural Tube Defect Risk	Below the cut off
hCG	35548.5 ng/ml	1.51	Trisomy 18	<1:10000
Inhibin	311.36 IU/ml	1.47		
Ultrasound Data			Down's Syndrome Risk (Trisomy 21 Screening)	
Gestational age	17+6		The calculated risk for Trisomy 21 is below the cut off which represents a low risk.	
Method	CRL (<>Hadlock)		After the result of the Trisomy 21 test (with NT) it is expected that among more than 10000 women with the same data, there is one woman with a trisomy 21 pregnancy.	
Risk			The calculated risk by PRISCA depends on the accuracy of the information provided by the referring physician. Please note that the risk calculations are statistical approaches and have no diagnostic value!	
			Trisomy 18	
			The calculated risk for Trisomy 18 is <1:10000, which indicates a low risk	
			Neural Tube Defect (NTD) Screening	
			The corrected MoM for AFP (1.83) is located in the low risk area for neural tube defects.	

The laboratory can not be held responsible for their impact on the risk assessment! Calculated value has no diagnostic value!

 Risk Above Cut Off

 Risk above Age Risk

 Risk below Age risk