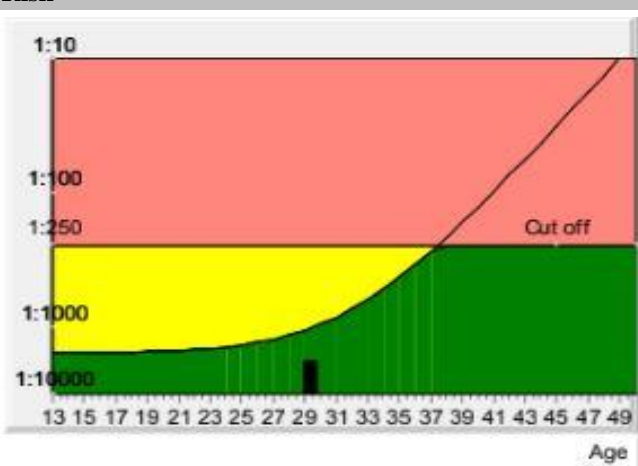




Date of Report 25-10-18  
PRISCA 5.0.2.37

Patient Data					
Name	Mrs Powniga		Patient ID	011810240116	
Birthday	29-12-89		Sample ID	10341706	
Age at delivery	29.3		Sample Date	24/10/18	
Correction factors					
Fetuses	1	IVF	unknown	Previous trisomy 21	unknown
Weight in kg	47	Diabetes	unknown	Pregnancies	unknown
Smoker	Unknown	Origin	Asian		
Biochemical Data			Risks at sampling date		
Parameter	Value	Corr MoM	Age Risk	1:1039	
AFP	34.87 ng/ml	0.89	Biochemical Trisomy 21 Risk	1:3280	
hCG	45587.26 mIU/ml	1.05	Neural Tube Defect Risk	<1:10000	
uE3	0.52 ng/ml	1.21	Trisomy 18	<1:10000	
Ultrasound Data			Down's Syndrome Risk (Trisomy 21 Screening)		
Gestational age	15+0		<p><b>The calculated risk for Trisomy 21 is below the cut off which represents a low risk.</b> After the result of the Trisomy 21 test it is expected that among more than 10000 women with the same data, there is one women with a trisomy 21 pregnancy. The calculated risk by PRISCA depends on the accuracy of the information provided by the referring physician. Please note that the risk calculations are statistical approaches and have no diagnostic value!</p>		
Method	BPD (<>Hadlock)				
Risk			Trisomy 18		
			<p>The calculated risk for Trisomy 18 is &lt;1:10000, which indicates a low risk</p>		
			<p>Neural Tube Defect (NTD) Screening</p> <p>The corrected MoM for AFP (0.89) is located in the low risk area for neural tube defects.</p>		

The laboratory can not be held responsible for their impact on the risk assessment! Calculated value has no diagnostic value!

 Risk Above Cut Off

 Risk above Age Risk

 Risk below Age risk